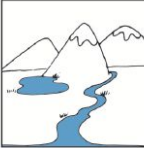





	Acque sotterranee	32%
	Acque interne superficiali	23%
	Terreno	19%
	Altro (atmosfera, paesaggio, assetto morfologico,...)	13%
	Specie ed habitat protetti	6%
	Acque marino-costiere	4%
	Aree protette	2%

Rapporto ISPRA sul Danno Ambientale

Ambientali naturali più danneggiati dai 30 casi accertati (2017 -2018)