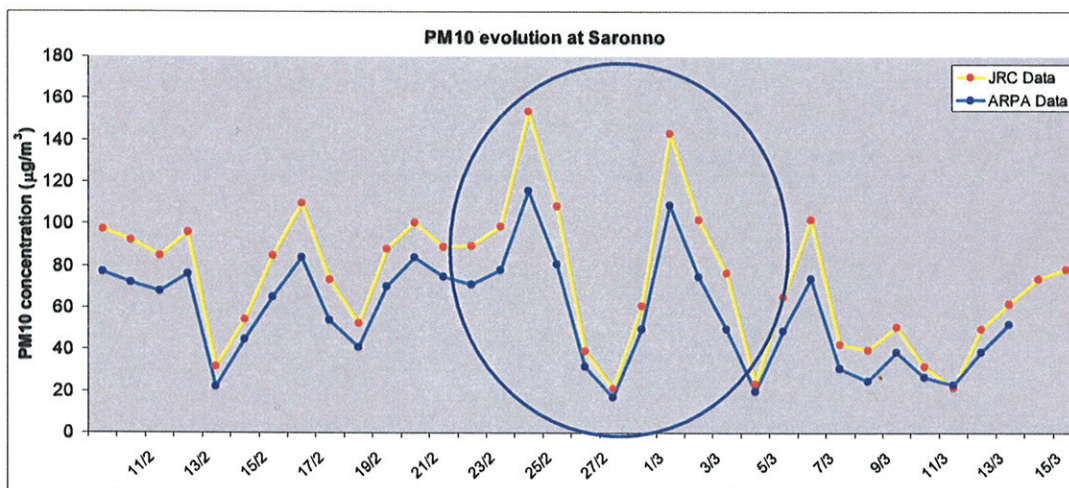
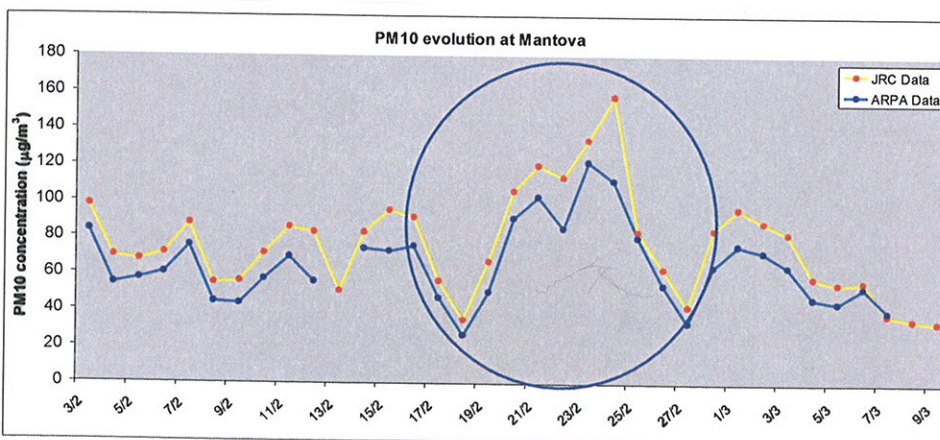


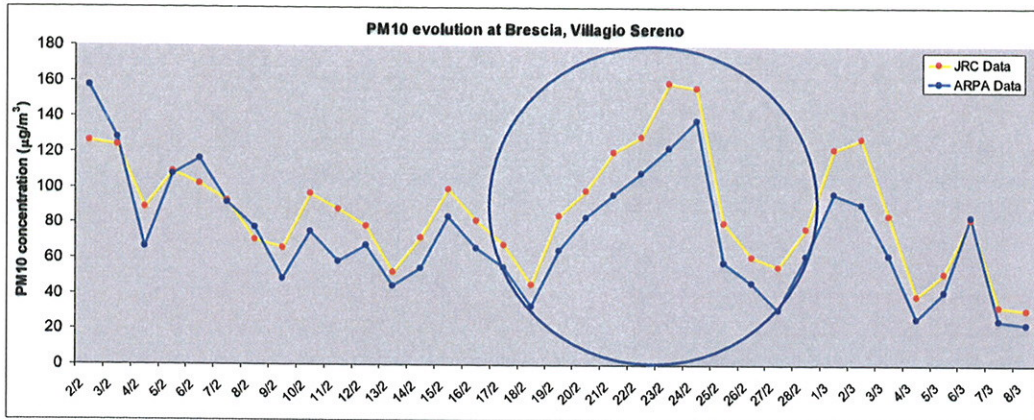
Figures 1.4b (top left), 1.4c (top right), and 1.4d (bottom). Comparison of ambient PM10 concentrations at Cantu from 2/9/07 to 16/3/07 obtained by JRC's source apportionment samplers and ARPA air quality network data.



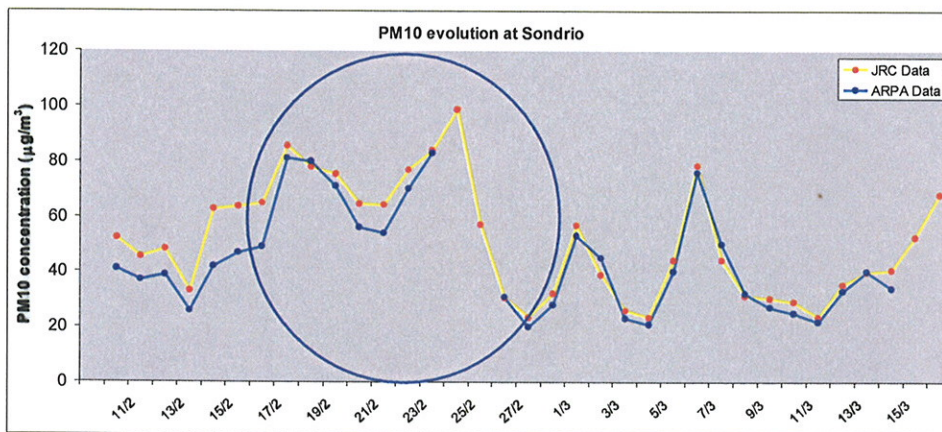
Figures 1.5c (top) and 1.5d (bottom). Comparison of ambient PM10 concentrations at Saronno from 9/2/07 to 16/3/07 obtained by JRC's source apportionment samplers and ARPA air quality network data.



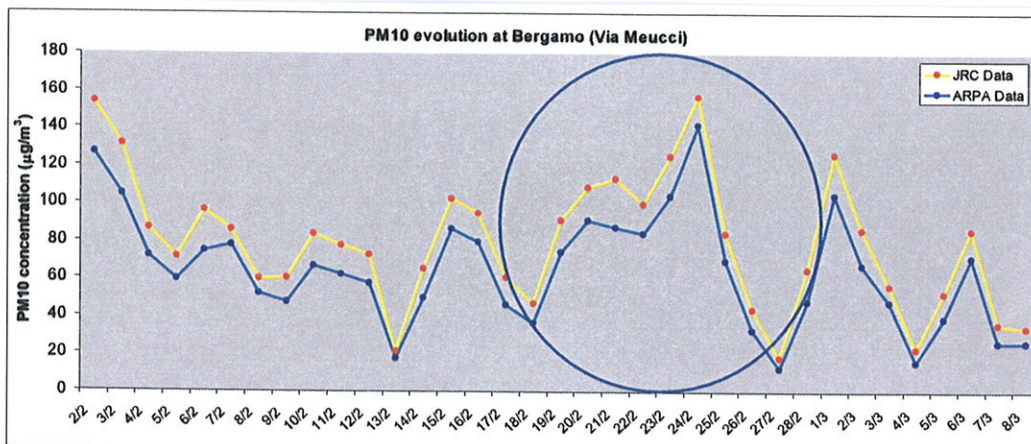
Figures 1.11c (top) and 1.11d (bottom). Comparison of ambient PM10 concentrations at Mantova/S.Agnese. from 3/2/07 to 9/3/07 obtained by JRC's source apportionment samplers and ARPA air quality network data.



Figures 1.9c (top) and 1.9d (bottom). Comparison of ambient PM10 concentrations at Brescia, Sereno Village from 2/2/07 to 9/3/07 obtained by JRC's source apportionment samplers and ARPA air quality network data.



Figures 1.12c (top) and 1.12d (bottom). Comparison of ambient PM10 concentrations at Sondrio/Via Merizzi, from 10/2/07 to 15/3/07 obtained by JRC's source apportionment samplers and ARPA air quality network data.



Figures 1.8c (top) and 1.8d (bottom). Comparison of ambient PM10 concentrations at Bergamo/via Meucci from 2/2/07 to 9/3/07 obtained by JRC's source apportionment samplers and ARPA air quality network data.